



# Indonesia's 2020 PC and The Utilization of Non-Traditional Data/Methods during Covid-19

Delivered on the 6th International Conference on Big Data for Official Statistics

Kecuk Suhariyanto  
Chief Statistician

# COVID-19 HAS AFFECTED MANY ASPECTS



Governments' Budget Efficiency



Optimizing the Use of Information Technology



Adjustment of Statistics Business Process Activities



Implementation of Flexy Work or WFH

## Impacts on Data Collection Mode

### 2020 Population Census

#### Business Process Adjustments

- ✓ Zonation for Data Collection Mode
- ✓ Implementation of Drop off-Pick Up (DOPU)

### Strategic Indicators

(inflation, economic growth, poverty, gini ratio, unemployment, HDI)

#### Adjustment of data collection methods

- ✓ Face-to-face interview: when eligible
- ✓ Telephone interview
- ✓ Web crawling (price data, etc)

### BPS Initiative

#### Online Survey

- ✓ Socio-Demographics Survey on Covid-19 Impact (87 379 respondents)
- ✓ Survey of Covid-19 Impact on Business Actors<sup>\*)</sup> (34 559 respondents)

#### Big Data

- ✓ Google Mobility Index
- ✓ E-Commerce Data from Online Marketplace
- ✓ Flight Tracker
- ✓ Accommodation
- ✓ Job vacancy
- ✓ Mobile Phone Data
- ✓ Satellite Images

\*) Business Actors: Micro and Small Establishment (MSE) and Medium and Large Establishment (MLE)

# 2020 POPULATION CENSUS [1]



## INITIAL PLAN

### Online Population Census

February 15<sup>th</sup> - March 31<sup>st</sup>, 2020

### Field Enumeration

Period: July 2020

Interviews in all regions  
(PAPI and CAPI)

Number of census taker +/- 400,000

Face-to-face census taker training

Census taker's equipment: Vest, Bag, & stationery



## ADJUSTED PLAN

February 15<sup>th</sup> – May 29<sup>th</sup>, 2020

Period: September 2020

### 3 Zones:

- ✓ Zone 1 (23.72%): Ground check + DOPU
- ✓ Zone 2 (74.76%): Ground check
- ✓ Zone 3 (1.52%): Ground check + Interview

Number of census taker +/- 208,000

Online distance training & self learning

Vest, Bag, & stationery + Personal Protective Equipment (Face Mask, Face Shield, glove, hand sanitizer and rapid tests)



## RESULT/IMPACT

Total Response:  
51.36 Million People (19.05%)

The output variables in zone 2 will be very limited → dissemination challenges

The census taker's burden increases

Census taker's knowledge will vary

Additional budget for fulfilling COVID-19 health protocol.

# 2020 POPULATION CENSUS [2]

## INITIAL OUTPUTS

### Outputs from Population Register (2020)

#### Population of Indonesia by:

- ✓ Sex
- ✓ Residence status
- ✓ Ownership of Person ID



## ADJUSTED OUTPUTS

### Outputs from Population Register (2020)

#### Population of Indonesia by:

- ✓ Sex
- ✓ Residence status
- ✓ Ownership of Person ID



(no changes)

### Outputs from Short Form Quest (2020)

- ✓ Housing characteristics: **5 questions**
- ✓ Individual characteristics all ages: **13 questions**
- ✓ Individual characteristics 5+: **17 questions**



### Outputs from Short Form Quest (2020)

- ~~✓ Housing characteristics: 5 questions~~
- ✓ Individual characteristics all ages: ~~13 questions~~ → **10 questions**
- ✓ Individual characteristics 5+: ~~17 questions~~ → **11 questions**



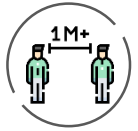


# Survey on the Covid-19 Impact

*BPS is trying to take a role in responding to the current critical situation by producing additional statistics to support the handling acceleration of the Covid-19 pandemic in Indonesia.*

## Socio-Demographic Survey

**Respondent: 87,379 people**



72% of respondents do Physical Distancing



Women are more obedient in Applying Healthy Behavior



Respondents who are older are more complying with health protocols (using mask, washing hands, physical distance, etc.).



Respondents in all income groups experienced a decrease in income (especially in the low income groups)



Covid-19 pandemic affects respondent's expenditure pattern (e.g. 73% of respondents said there was an increase on medical care spending)

## Impact on Business Actors Survey

**Respondent: 34,559 establishment**



All sectors experienced declining income, especially establishments in the Accommodation and Food Service Activities sector.



These decreased income mainly caused by declining demand from their customers since they are also affected by Covid-19.



In general, establishment's efforts to maintain their employees during Covid-19 pandemic is by reducing work hours



Establishments in the Manufacturing sector tend to reduce their employees during the pandemic

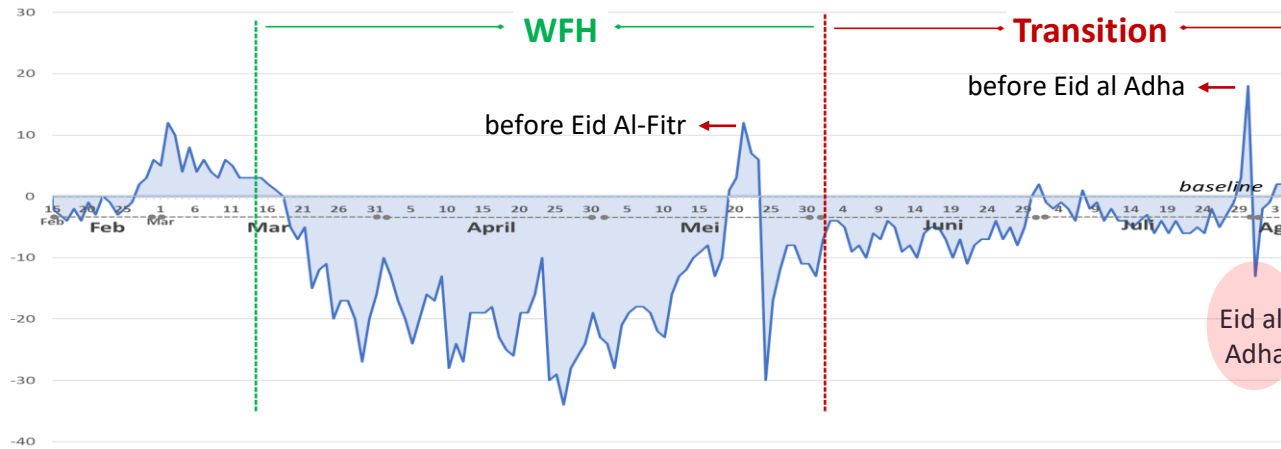


Establishments in the Water supply, Sewerage, Waste Management and Remediation Activities sectors tend to operate as usual during the Covid-19 pandemic

# Big Data [1]



## Google Mobility Index: Mobility in Grocery Store for Daily Necessities



2 days before Eid al-Adha, activities at the grocery store increased 3% – 8% to the baseline. The similar pattern showed prior to Eid Al-Fitr.

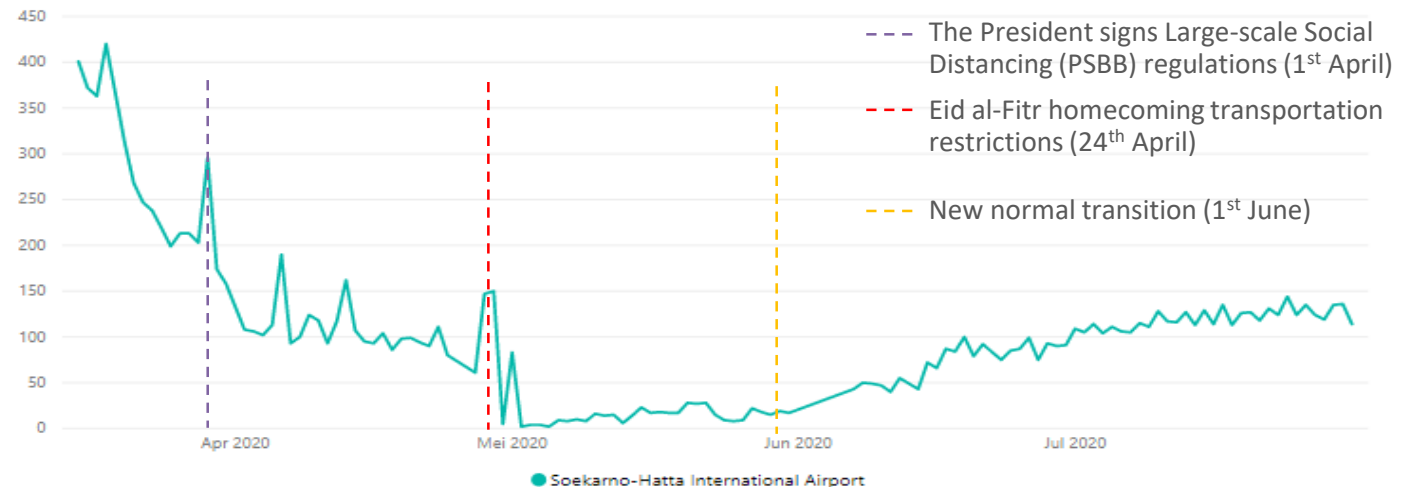
Source: <https://www.google.com/covid19/mobility>

## Flight Tracker: Number of Domestic Departures Flight from Jakarta (15<sup>th</sup> March – 31<sup>st</sup> July, 2020)



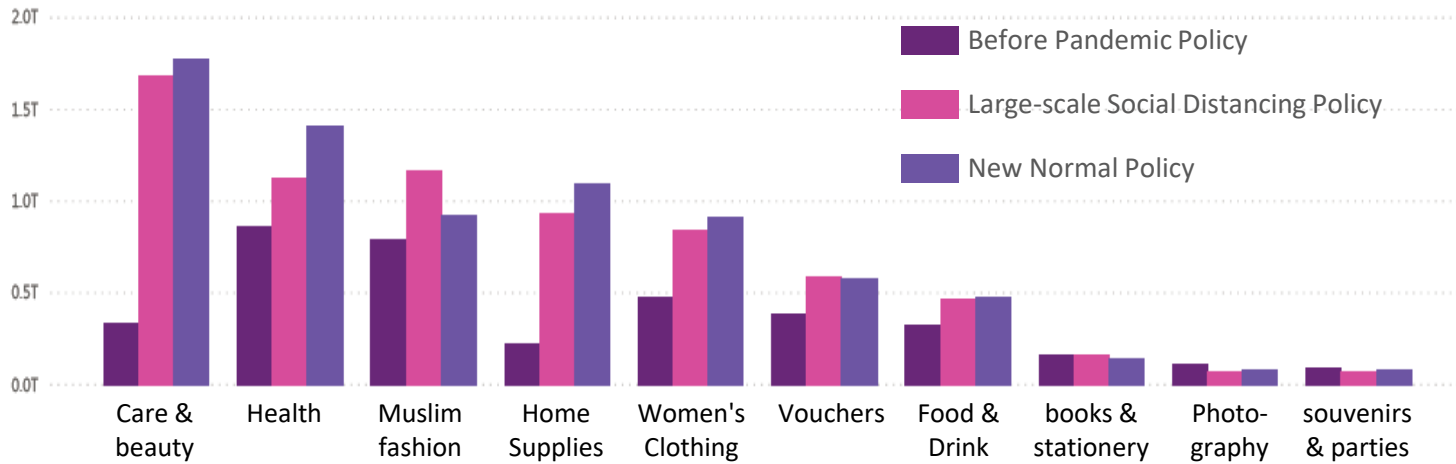
The number of domestic departures flight from Soekarno Hatta Airport increased from 67 flights per day in June 2020 to 118 flights per day in July 2020.

Source: <https://www.flightstats.com/v2>



# Big Data [2]

## E-commerce Data: Demand Shifting by Product Category in the Online Marketplace



In general, there has been an increase in online shopping activities after large-scale social distancing policy implementation. The care and beauty product experienced the highest increase

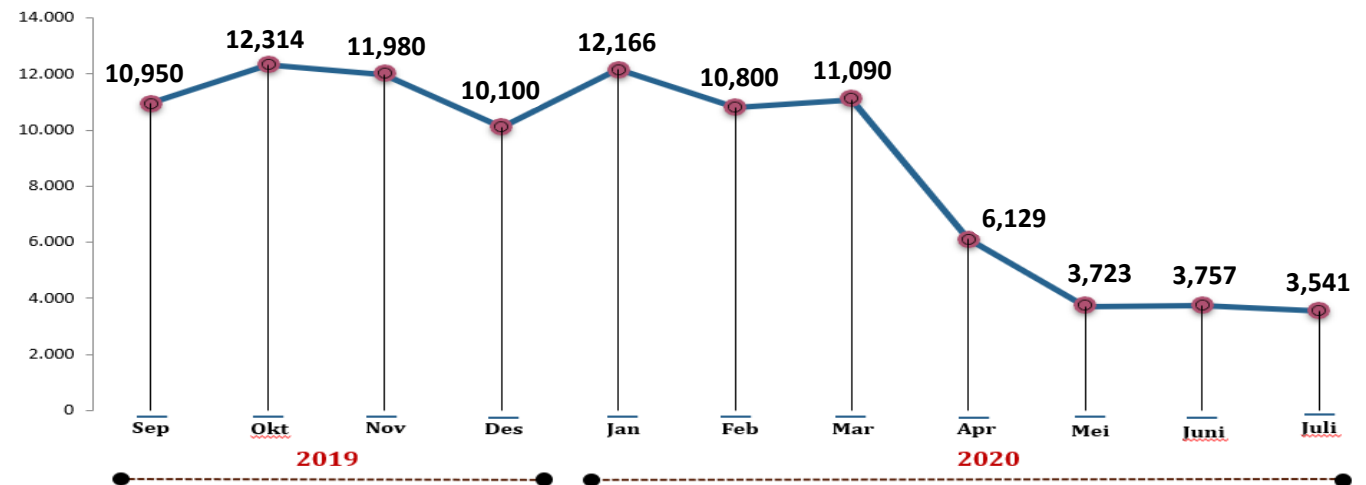
Source: Marketplace Website in Indonesia

## Job vacancy: Number of Job Vacancies, September 2019 - July 2020



Since the Covid-19 pandemic in March 2020, the number of job vacancies in Indonesia has decreased.

Source: Jobs.id



## CONCLUDING REMARKS

- ✓ In the midst the pandemic, **BPS have a strong commitment to keep producing strategic indicators** (inflation, economic growth, poverty, gini ratio, unemployment, HDI).
- ✓ Covid-19 and Government's Refocussing Budget Policy push BPS to **adjust statistics business processes** in which one of them is Indonesia's PC2020.
- ✓ Despite Covid-19 negative impact on the socio-economics situation and the statistics activities, it has a positive impact to **make business process more efficient by utilizing technologies.**
- ✓ In this situation, the use of Big data becomes important → Need to immediately build a **manual standard from the UN** to maintain data comparability





# Mari Bersama #MencatatIndonesia



Population Census  
September 2020

*Thank You*



Population  
Census  
2020

#MencatatIndonesia

